



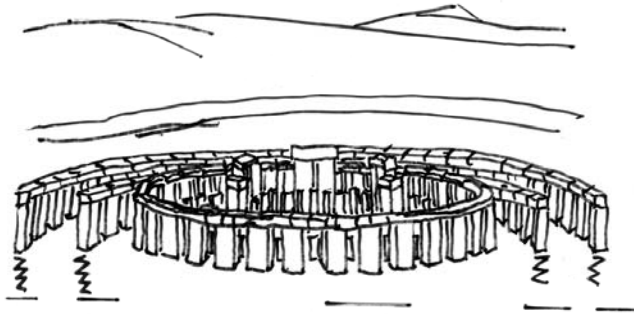
József Pataki

SAXA LOQUUNTUR

József Pataki

SAXA LOQUUNTUR

STONEHENGE groupe unit



2008 - 2013

CONTENT

1. PREFACE	6.
2. THE PANORAMA	8.
3. THE OVERALL PICTURE	9.
4. STONEWORK	10.
5. SAXA LOQUUNTUR	26.
6. THE CONSTRUCTION	28.
7. WHY WAS IT BUILT	31
8. THE FRESNEL-HELMOLTZ INTERIOR	35.
9. CONCLUSION	36.
10. DOUBTS	37.
11. FINALLY	39.
12. BIBLIOGRAPHY	41.
13. READING-LIST	42.
14. APPENDIX, SKETCHES	44.

1. PREFACE

Years ago, the author of this paper had a chance to spend some years in Mongolia. In Ulan Bator, the capital of this beautiful country, first he just looked on the Central Monastery in Gandan as someone who happened to be there by chance. Later on every time he went up to the Monastery and tried to discover some sort of system and connection on the process of the ceremony, which could have been hardly followed. He tried to understand when and why the wind band blast up the huge metal horns, used as accessories during the ceremony, and the huge sea snail shells, when and why rumble the giant drums and other instruments? Then why does this loud sound stop suddenly as it would have been cut it off.

The great honourable lamas wave to each other with smile on their face – was the action successful? Again there is the loud sound then there is silence again. Now the lamas do not wave to each other and do not smile. Was the action unsuccessful? The whole ceremony is monotonous, consists of deep, grumbling and frightening sound and silence, which alternate periodically with each other. Many ceremonies were heard out and „why” questions were increasing: what can be the reason of the deep, grumbling sound on the ancient Tibetan Buddhist ceremony?

Some years later the author „met” the giant Tyrolean alphorns and the Nebelhorners, and then he „met” Stonehenge, absolutely accidentally.

After a long search, the ceremonies in Gandan Monastery, in Ulan Bator, and the „Stonehenge picture” seem to combine together.

This paper is about the connection between the sound of the horns of Ulan Bator and Tyrol and the Stonehenge system. Maybe with this theory the purpose of the system (ST-21/25/F-H.) was managed to be understood.

2. THE PANORAMA

2.1 The available bibliographies of Stonehenge make it accessible to get to know the prehistoric world by the results of the scientific researches in connection with the excavation of the construction.

Some studies are readable summaries of many works of prestigious authors, which are in connection with each other.

2.2 This paper begins with the ceremonies of the Gandan Monastery, Ulan Bator, and it reaches the Construction through Tyrol.

This interpretation of the construction is completely different from the ones that have been presumed so far.

3. THE OVERALL PICTURE

3.1 In the last about 100 years, archaeologists tried to solve the presumable historical, scientific – technological etc. mainly building – phases.

The bibliographies detail the tools might have been used during the building process that we could not produce the huge stone blocks (1,6t/m³) even with the tools used today.

Stonehenge is presumably:

- modified during the age constantly
- designed on a given area horizontally / vertically without correction
- worked according to the technological development level of the building age
- arranged to size with calibrated air gaps
- closed in circle shape with lintel stones on the top of the pillars
- placed according to a specific and individual flat surface arrangement

3.2 The function of the construction was probably:

- an astrological building – because its orientation made possible the exact determination of the Moon risings and settings
- a cult construction where the so called 'Altar Stone' was the centre of the ceremonies

3.3 Did the monument represent strength and power?

Or a forum which could join some hundred generations together?

Perhaps symbol of the social system of that age.

3.4 The planners of Stonehenge and the builders, who finished it finally, applied the same metric system in order to reach the mutual aim. The building process lasted, whether short or long time, the ancient planners had to be able to impart their knowledge without writing skills through generations. This knowledge can be interpreted and applied at any time and never can be forgotten.

High social system was already needed from the beginning to erect the elements into their final place to serve their purpose.

Even if the construction went through difficulties during thousand years it is still standing.

4. STONE WORK

4.1 Did the construction have importance of development:

4.1.1 If Stonehenge was an astrological observation site, people had to look out of the building. On the F-4 basic circle of the construction, whose girth is divided into $8^{\circ} + 4^{\circ} = 12^{\circ} \times 30 = 360^{\circ}$, every sky phenomena is visible to the naked eye and could

have been seen through the pointed out direction from the observation site.

Some wrong minute orientation of the elements did not result any notable mistake because of inaccurate atmospherical refraction change. But the ground plan of the building would not have closed in circle shape. The builders worked very accurately in the course of the construction.

Such a monumental building is not likely to have been built because of the need for a perpetual calendar or for determining time. Solar hour could have showed the sun rising, sun setting and culmination.

Or could something else be the explanation?

4.1.2 Was there need for generations to give up their life to build a monument?

Or could something else be the explanation?

4.1.3 The remains of the F-4 and F-5 rings of the construction are not likely to be used for an astrological observation. The surfaces of the inner walls are rubbed while the outer ones are not. So only the inner stones, standing opposite each other, are smooth. From this remark we can suppose that it was a simple astrological observation.

(App. 14, Figure 3.)

Or could something else be the explanation?

4.2 Inside and outside the monument there is no reference to sundial which would have been noticed. The significance and practical usefulness of sundial could not have been recognised during the astrological observations. Is it possible?

The building is not a primitive heap of stones. It is not possible that they did not notice or did not take advantage of the regular alternation of the sun-shadow length in the bright daylight.

The alternation of the length of light can be followed only by astrological observations at daylight as well as it can draw the inference that it affects the daily life.

Or could something else be the explanation?

Trilithon refers to two standing stones with a lintel stone resting on their top horizontally. The name, refers to the triplet form, seems to be wrong. Under the so called trilithon there is a fourth stone, which can also be called a threshold.

4.3 If the construction had a cult purpose than only phantasy can keep it within limits. There are examples for buildings established by ritual purposes in excavated ancient cultures. The characteristics of these sites are the monumental appearance, indicated sacrificial site and big space.

The construction represents the mysticism in its present state. But the purpose of it is not the

presentation of mysticism or the theatrical set and the spectacular background.

4.3.1 Stonehenge was constructed inside /F.1. – Ay...- F.7. / a measured circle-system. The builders did not use the compulsive developed technique for the satisfaction of the changing royal passions during the sequential eras.

The construction was established with the same purpose and same technical solutions.

They did not „grow” the building higher than in the case of the other buildings. It was not necessary.

4.3.2 Stonehenge is special which remained its original girth and shape during the history.

The building must have been aim and cause-like, identifiable in measurement from the beginning. That is to say it was not developed. If it was verified it happened only within the circle and within the same purpose.

4.4 The structure of the construction does not seem to have been built during a timeless development.

4.5 If it represented a powerful seat, then the exterior and interior but at least the outside of the construction must have looked decorative and splendour.

4.5.1 Only the opposite vertical stones, within the F4-F5 rings (App. 1.) were smoothened, which are standing on the basis circle $R=16,24m$ and $r=8,12m$ (App. 2).

The back of these stones (on the F4-F5 circles) were not smoothened because there was no need for any technical reason.

4.5.2 The stone blocks had to be refined on their quarry to be ready for transportation before being carried to their present place. These prepared standing stones had important role later.

4.5.3 There is no entrance on the $8^{\circ}+4^{\circ}=12^{\circ}\times 30$, F-4 column grid which would have presented the power. The 30 holes on the construction did not function as entrances where the ruler could have entered or left the building.

4.6 The struggle with the physical laws, the weight of the stones would have been done for the previously mentioned purposes. They did not do so because they had reason for that. A smaller construction would have been enough for astrological and cult purposes.

4.6.1 The giant smooth flat stones were not accidentally used at the huge monoliths instead of the easy building techniques. They did not simplify the process to build a smaller construction. They had good reason for that.

The lintels were fitted to one another with the tongue – groove joint. This fact precludes the possibility of modifying the positions of the stones later. The construction was built accurately.

Workers possessed the exact measurement and constructional techniques to compose the final form of the building.

If the huge tones were positioned once they stayed there forever. If the monoliths were badly measured, worked, curved and ground or they just were not perpendicular, collapse would have occurred. But only then the workers did not have scientific knowledge to build a monument.

4.6.2 There are heap of stones laid on the ground in the middle of the construction. Were they just unnecessary and left there without being used at the monument or were they used but something or someone destroyed them? The idea that the element might have been swept along by a little moon after “fallen down” to the nearby sea is impossible.

If the people of the later times would have liked to use the about $1,6\text{t/m}^3$ weight stone blocks and they pulled the stones down then they would have done in the direction of the transportation. As they did with the elements of the Aubrey circles (F1+F2+F3).

The destroying and transportation of the stones were big effort. The big weight can be treated very circuitously. There is no gate on the F4 circle

where the huge stones would have been taken out from the construction.

Were the stone blocks just put into a heap when they “finished”? It is possible but the invested work was greater than the profit.

The stones were more likely to be transported from the pits and immediately when they arrived at the target place the pillow-lintels were put into their holes dug into the F4 circle according to the block-gap-block division.

4.6.3 The lintel elements north-eastwards fell down in a heap surrounding the middle of the building showing that the film of the Stonehenge culture broke at that moment.

Is the statement impossible that a little moon fell into a nearby sea and caused flood and did this flood sweep along the architrave elements into the construction?

Is it impossible that the missing elements and the whole Stonehenge culture are flying in the solar system inside the Halley’s Comet?

4.7 The idea must be forgotten concerning the Stonehenge-culture and other witness buildings that they were planned and constructed by primitive men dressed in animal fur using animal bones, logs and pieces of leather.

The volume and complexity of the building task might have happened rather:

- in a solid high social hierarchy
- using sciences such as mathematics, physics, meteorology and astrology etc.
- using agricultural tools such as yoke, ropes etc.
- applying high skilled and cooperative workers.

The building itself might have been only the lesser part of the process comparing to the effort of those people who carried it out.

4.8.1 The masses of the builders must have been able to carry out the instructions and to work in group. The workers must have been taught for each work process continuously. The cooperative activity was generated with simple commands which are not little effort even today. Not to mention the information exchange, which was also essential between the starting and end points.

4.8.2 The specialised groups worked in different extreme natural conditions (mining, transportation, resting places etc.) The result of the work met at the 102.000 mm girth of the house of cards.

4.9 Builders must have possessed some knowledge and tools, such as:

- the ability of organisation with scientific thoroughness

- the knowledge and usage of the machines of today
- wedge, as crowbar, surface work tool
- one and two hand lever
- the little diameter cylinder, that could be a roller and the big diameter one, the wheel used to transport the heavy stone blocks

4.9.1 If the weights were rolled on tree trunks, then this kind of transportation was known, which moderated the fight against the varied land as well as made the transportation planned. The trunks must have been prepared to this action.

4.9.2 The physicists of that time realized that applying blocks, putting next to each other leaving space between two boards is very effective. This course was used in A.D. 1825 again. The roughly $\frac{1}{3}$ part of the construction did not have to be transported which was constructed a whole with the $\frac{2}{3}$ flat stones. It was on the spot. After joining the stones properly the monument worked immediately.

4.9.3 The block-gap system was arranged into a circle and the builders knew how to make it operate. The required aim was achieved by the use of stones for walls which are unable to vibrate independently and there was need for a gap between each stone block to construct a block-gap-block grid-like circle.

4.9.4 There is no gate on the F4 circle (divided into $8^\circ + 4^\circ = 12^\circ$) of the construction arranged in block-gap-block form, which would have represented power or army. There is no possibility to enter or to leave, there was no need for gate in the construction. It was not a centre of power or religion.

4.9.5 Mathematics, descriptive geometry and trigonometry were important to establish the basis e.g. F-1, F-7 in order that the circle close in circle shape.

4.10.1 Without regular daily supply for the well-organised groups they were not able to work effectively and to proceed to the mutual purpose. The resting places had to be marked before the building process because of the big number of the staff and the unfriendly feature of the land. The food supplies and the necessary tools were needed to be organised. And the fire had to be guarded.

The huge stone blocks could not have been left. The many tired and hungry people could not have been left without food and accommodation. The whole transportation process would have been chaos without central guiding. During the long way to the final end people needed to have supply.

The precision of the construction represents a high level organisation. In the variable surroundings the part-actions had to be finished at a stable state.

Otherwise the fore-part and the end-part did not “meet”.

4.10.2 Besides the supply of the agricultural people, the workers had to be supplied with domestic, bred and draught animals, too. The only evidence is the technical exactitude of the construction. People were thinking and constructive. Why did not they take advantage of the greater strength of the animals making work easier or possible?

4.10.3 The technical exactitude of moving weights does not exclude that they did not know and did not take advantage of the plants in order to produce rope from them.

At the building process draught animals were used to carry the huge stones. This fact does not rule out that ropes, made of vegetable fibres, were not used to move heavy weights. The technique of weaving was known and was applied at that time. The evidence for using vegetable fibres is the frozen dead body found in Oetztal, Austria, in 1992, which worn textile/clothes.

The ropes are stronger than the animal leather. It proves that the builders had a stronger and more reliable vegetable rope than animal leather.

4.10.4 There was a „stone movement attempt” in 1955 where min. 40-60 metres hemp-rope was needed to move the heavy weights. On the long way to the target place the ropes must have been

completed or replaced because they might have rubbed away.

Most of the ropes had to be made before the big work. Skilled “craftsmen” had to produce masses of ropes and they had to ensure the builders the reserves.

Many strong animal species provide fur and many plants like flax, hemp, mauve and other grass are known. Both kinds of raw material demand different preparing technique. The “manufacture sites” were located in area where the conditions were suitable for preparing the materials used at the building process.

The demand of great quality and quantity was easier with reliable vegetable rope. Why was not the stronger vegetable fibres taken advantage instead of the more complicated animal preparing? This is against the assumption.

4.11.1 The builders of Stonehenge were aware of the technique of the excavation of stones. They gave attention to the stonework, stone cutting, because if a stone cracked, the whole work went wrong. Stone work did not demand very sure technology and strong tools and “well-skilled” hands.

At the construction those stone builders worked who knew the technique of stone work and used proper tools for the process.

4.11.2 The builders also needed strong tools for building a huge “device” divided into air gaps.

Some parts of the stones were started to be worked on the spot of their excavation place because the rough, uneven stone blocks were very difficult to carry or move. Later at the target site they were just corrected. At the quarry the stones were selected for the building. If the stones were flawed they were not suitable for creating a monument. Homogeneous, monoliths without layers were prepared for transportation.

4.11.3 The surfaces, the round pieces, architraves, lintels, gaps and all the other parts of the stones were worked, grinded and hewed with strong tools (stone-crusher, grinder etc.) by skilled workers. Lots of rubble was left after the working processes that were unnecessary. The construction was not „a message” for the future to prove that it was not primitive stonework because of the qualitative and quantitative fastidiousness of the building process.

4.12.1 Stonehenge could not have been completed without the use of iron tools. It is sure: the builders had fire! Without fire they could not have tackled this Sisyphean task.

During the transportation of the stone blocks fire had to be lit and kept on burning on the steady camp grounds. If the workers were lucky, they built a fire just on an iron ore “pit” and after the fire died out the useful metal rose to the surface without Merlin help. Now they just had to recognise the significance of this natural material.

4.12.2 The building is supposed to have been built in a high standard.

There are many questions that are important in connection with the building process.

- Was there any iron pit near the way of the transportation?
- Were the surfaces of the elements examined by RTG/CT/MRI/UH or as well as simple mechanical material test e.g.: Mohs-Brinell test etc.?
- Where did the marks of the stones come from? From animal bones, from stones, or from metal tools?
- Where does the xJ energy come from?

4.13.1 About the preparing of the construction:

The so called “Altar Stone” was the basis of the construction. Later it had other important and expedient role.

From the geometric centre point there are seven concentric circles. (F-1 – F-7). The unnecessary soil was placed outside the Ay-zone circle.

The number of pits dug on the circles of F1-F7 increases until the maximum of Ay-zone because of the chords. The division of the basic circle (F4) is $8^{\circ}+4^{\circ} = 12^{\circ} \times 30$.

The decreasing degree of F1 Aubrey F7 concentric circles draws a huge F/H ADMDG system. The measurements were very accurate; the flat vertical stone settings are closed by timber circle.

First the pits dug into zone-circles served the forming of the flat surface.

Second, the working of the bottom stones made the pits possible to excavate the base stone to its enduring ability.

Third, the holes of the lower-pillow lintels were dug in the same chord-section on the base level of the circle.

The fourth, the elements were positioned into their holes arranged in a row by the use of tools making the blocks vertical, we say now: plumb line. Inside the inner circle, the number of the vertical stones closed with architrave lintels increases with the growing of the circle girth and the length of the chords.

The miners of the later times carried the stones of F1 Ay-2-3 circles away.

It means: Decreasing measure of the F1 and Aubrey F7 concentric circles on flat draw a strange outline, which overall picture makes a huge F/H-ADMDG-system.

It is sure that the calibration was very accurate: the land is flat, the architrave-lintel closes the construction in circle shape.

4.14.2 The building was up to standard.

The possible construction of Stonehenge:

- everything and everybody is on the spot, with the working drawings in hands

- the centre of the construction is marked and fixed with the “Altar Stone”
- the land is arranged
- the arc of F1-F7 the circles are struck
- the F4 circle is 16,240 radiuses, its length is 102.000 mm and then it was divided into 8° stone + 4° gap x 30 pieces as well as the arc length. The places of the pits for the lower-pillow-lintels were marked by 12°. The length of these arcs and chords are projected on the same length girth of the F-5.-4.-3.-2.F-1.Ay column grid circles.
- The ground is dug on the marked points until the base stone to establish the pillow pits. The surfaces of the pillow-lintels are ground until all the stone blocks are positioned on the same height. Huge Merlinian work!

Huge Merlin work!

- The arc is drawn outside the basic circle of the F4 circle (girth is 102.000mm) very accurately and the stones were laid to this line. Then the elements standing next to each other were ground, sculptured and joined.
- From there on the workers had easy task, they just had to measure and level then put the stone elements in a row, as it happens with the houses of cards, into the lower-pillow architrave-lintel-pits, dug into the base stone accurately, which cannot be modified afterwards. At the end the construction is closed by the lintels putting to the top.

4.14.3 All the elements on the F4 circle are on their place now. The lintel, belonged to the $8^\circ + 4^\circ = 12^\circ \times 30 \text{ pieces} = 360^\circ$ F4 column grid, closed in regular circle shape.

The work can be continued with the F3 part.

Finally the reason why this paper was written:

5. SAXA LOQUUNTUR

The stones are speaking.

Many people dealt with the question of Stonehenge, how was it built and what it was used for?

5.1 Suggestions

5.1.1 The builders of the construction erected a monument which worked on its own and they finished it properly as its purpose. They took possession of the monument and “set in action”.

5.1.2 The ancient builders possessed the theoretical and practical science of the „system-organisation”. The effort on the building cannot be seen even today.

5.1.3 The unit of the remains shows that the building process evolved through four generations, at least 120 years.

5.1.4 The ancient builders did not need to leave their knowledge of the operation of the building and its building process. The descendants were aware of all the knowledge and tools of their ascendants.

Through the remains of the construction the builders of Stonehenge left us:

- the sound resonant number which can be caused even today.
- and the 'sign sound'

5.1.5 The planners and organisers of Stonehenge built a system worked on its own. The laws of the system were determined 130-150 years ago.

6. THE CONSTRUCTION

6.1 There is a theory about the purpose of the monument which is about the sound energy caused by huge instruments

6.1.1 There are two ways to prove it:

- Fresnel – Diffraction, which causes multiple sound-interference by the phase-rotating
- an ADMDG Helmholtz resonator

Stonehenge is an acoustic column grid and an audio frequency resonator system, which is a sound intensifier. (Sorry Merlin!) – a bombardon.

– Augustin Jean Fresnel (1788-1827)

French road engineer, physicist

– Hermann von Helmholtz (1821-1891)

German doctor, professor, natural scientist

6.2 The way how the resonator system was achieved:

- countable from exact results
- the oscillators can be used even today to use it functionally
- The Tibetan-Mongol Buddhist ceremonies important accessories are the huge horns and the snail shells horns even today in Gandan Monastery, in Ulan Bator
- as well as there is another huge horn that is used today much nearer in Tyrol, the Nebelhorn

The mystery can be recreated by the sound making tools.

6.3 The whole interior:

The interior consists of two sections:

- a.) inside the F4 circle
- b.) outside the circle and altogether 10 concentric circles (App. 1.)

These are the followings:

1. ring: external circle soil ditch
 2. F-1 (Aubrey Holes) ring, the first Fresnel column grid circle of the construction
 3. F-2 the second Fresnel column grid circle
 4. F-3 the third Fresnel column grid circle
 5. F-4 combined element, the outer superficies of the Fresnel column grid circle and the ADMDG Helmholtz-resonator – cylinder ring /its inner diameter is the 'D'/ Active element!
 6. F-5 The cca 7/8 of it is cca 2 metres, the so called sound obstacle
 7. F-6 the so called trilithon, combined element is the inner cylinder superficies of the Fresnel – column grid circle and the Helmholtz-resonator ring /the diameter of the so called trilithon is the 'd'/'
 8. F-7 on the cca 3/8D there are the 2 metres the row of the sound beat protector
 - 9 -8. The geometric centre is the 'Altar Stone' the basis of the construction also the position of the 'detector'
 - 10 -9. elements out of the soil ditch circle
- Heelstone - Double trilithons

The object of the experiment is the Helmholtz-cylinder ring at work, which is bordered by the F-4 and the F-6 circles. (The other part of the construction demand further acoustic analysis)

The other parts (F1...F7) demand further acoustic analysis which is beyond this paper.

From here the topic starts to become more serious.

6.4 An „empty bottle”, a cavity resonator was built with special sculptural work from monolith stone blocks. The elements were put together to intensify the sound.

These vertical stones were joined together above with architrave lintels, below the timbers on the basic ground to an unmodifiable system.

6.5 The measurement of the building is the central point angle.

An element of the Fresnel-grid constructed on the $F-4 = 12^\circ$, (x 30 pieces= 360°) which consists of $8^\circ+4^\circ$ air gaps.

The number of the element-pieces belonged to the F-elements are increasing according to the increasing chord length of the F-3, F-2, F-1.

The whole system was built on the F-4 vertically.
The previous measurement is: the frequency of the generated Helmholtz-resonator

7. WHY WAS THE BUILDING BUILT?

The question is tried to be answered by this paper correctly. This paper was written without visiting the place and without local survey but it does not

influence the results and data would be said accurate.

The appendices are hand made sketches. The scale is 1:200.

7.1 The self-frequency of Stonehenge as a Helmholtz acoustic cavity resonator can be seen in two possible ways.

7.1.1 Basic excitation mode:

According to App. 2., the monument is empty inside

the interior is only bordered by the F-4 $30 \times 8^\circ + 4^\circ = 12^\circ$ the Fresnel inner cylinder superficies of the Fresnel column grid circle.

So the system works as an 'empty pot'.

/Sorry Merlin for calling ADMG an „empty bottle”/

The basic size: counted from the F-4 Fresnel circle:

- $K=102,00$ m the inner girth of the wreath
- $D=32,484$ m, the diameter of the Fresnel circle
- $R=16,24$ m, the radius
- $T=828,34 \text{ m}^2$, the surface of the empty part of the building
- $m_{1-2}=4,9-6,0$ m the inner height part
- $V=4058,86-4970,04 \text{ m}^3$, the possible inner volume
- $-c=333,0$ m/sec the recorded local sound speed
- $p=c/6,28=53,02$ bridging of technical problems.

With these data self-frequency the empty interior can be determined in connection with the H.v. Helmholtz

$$f^2 = p^2 T/V \quad \text{from Hz}^2: \quad f_1 = 23,86 \text{ Hz}, m_1 = 4,9 \text{ m} \\ f_2 = 21,74 \text{ Hz}, m_2 = 6,0 \text{ m}$$

Data got to the self excitation –resonate number of the empty interior is available.

$$f_1 = 23,86 \text{ Hz} - f_2 = 21,74 \text{ Hz}$$

7.1.2 At the second excited mode reintensified with the Fresnel-grid stand together with the interior trilithons on the inner F-4 and external F-6.

Where:

- $R=16,24 \text{ m}$ (the radius of the F-4 circle)
- $R=8,12 \text{ m}$ external radius of the imaginable cylinder of the trilithons
- $m_{1-2}=4,9 - 6,0 \text{ m}$ (as earlier)
- $Tr= 621,06 \text{ m}^2$ the basic ground of the ring-resonator
- $Vr=3.043,19 \text{ m}^3 - 3.726,36 \text{ m}^3$ the volume of the cylinder ring
- $P=c/6,28 =53,02$ – (as earlier)

With these data the excited self-frequency of the Fresnel-Helmholtz resonator of the original construction is:

$$f^2 = p^2 T/V \quad \text{from Hz}^2 \quad f_1 = 23,9 \text{ Hz!} \\ f_2 = 21,63 \text{ Hz!}$$

Not to be examined the completion of the system-excitation of the Fresnel-column grid interference:

The HELMHOLTZ-like acoustic connection was counted and is corresponding with the two:

- „empty bottle”

- cylinder-ring resonator interior

the self-oscillator resonance number results show that

7.1.3 Stonehenge could have been a phantasy-based something. With the exact acoustic resonance-frequency can be counted on the base of:
 $f_0 = 21 - 25 \text{ Hz}$

the original function can be traced back by stepping out from the interpretation circle into the real space.

7.1.4 Only the sound intensifier element completed with the F-4 Fresnel-cylinder ring in the construction of the resonant mode.

7.1.5 The absorption energy determines the excitation-ability of the cavity resonator and the volume of the sound energy. That is why the elements of the Fresnel-grid and Helmholtz resonator were constructed from flat, monolith pieces.

7.1.6 The elements could have taken energy away from the system neither keynote/pitch-note nor the harmonic one.

Vibration was not present so the elements could not have been destroyed. (These kind of stones did not 'exist' around Stonehenge).

Since there were no places of occurrence such kind of stones were found, which are unable for self-oscillation, mined in one block, and can be rubbed, builders were forced to work hard and to transport monoliths further to the spot of the construction.

Two monumental helix-method sound frequency resonators were simply destroyed without resonant tolerate building materials in consequence of resonance.

Jericho and Babel were also measured well because they were generated by the sound energy of the 7 pieces horns but destroyed because their builders spared the hard work and did not look after oscillation resistant materials.

8. THE FRESNEL – HELMHOLTZ INTERIOR

8.1 The cylinder ring (F4/F6) resonator was corrected.

The 2 metres height and arrangement of the F-5 and F-7 stone elements refer to their position which had been determined before and permanently.

8.2 Between the trilithon and the geometrical centre point of the construction along the NE main axis is also built in and these stones could have been as tall as a human being so the role of this stone block row seems to be very weird.

'On air' the stone block row facing centre and the so called 'Altar stone' has shadowing and protecting role.

People hid behind the 2 m high F-7 stone blocks and they put their huge horns into the gaps of the trilithons cooperated together then they boomed into the construction with big sound pulse just as the lamas did in Ulan Bator. The stones protected the people who blew "sound energy" into the construction.

As it was mentioned earlier there are still remains of the horns, sound making instruments even today.

8.3 The ancestors of these sound making tools can be the elements of the oscillator.

8.4 The surface of the Altar Stone gives all the horizontal flat of the construction and it became unified by this way.

8.5 The "Altar Stone" is the gear of the reception system, too:

8.6 The 3-hole-gate directed to the NE might have had a special role opposite the trilithon horseshoe outside the F1.

- trip-gear mechanical transmitter filter, or
- ungearing-mechanical reception filter, or
- H/V polarization

The indicator Heelstone had a role in the determination of time.

9. CONCLUSION

The connection between Stonehenge and the Fresnel-Helmholtz sound frequency resonator can be counted with real results.

Around $f_0 = 21 - 25$ Hz bombardon is counted by the Helmholtz relation is an exact value which can also be used by other cultures.

This system operates only if the sound waves “meet” at a determined phase. If they “meet” at the same phase, then they intensify each other. With the change of F5 ring position between the F4 and F6 rings was tuned to the frequency of the exciting sound (horns).

Building till death without results through ages is not impossible but not so realistic.

The technical complexity of the construction, the regular order and the system-technology give information about an ex-high-organised culture and not about a fairyland.

The whole system demands careful analysis.

The rights of errors are reserved.

But: Mistaken evidence is more than nothing.

If something can be proved to be wrong, then we know what is right.

10. DOUBTS

10.1 Stonehenge “looks out” to the space north-eastward at $V-12^\circ$ above the horizon.

10.2 The huge sculptures found in the Easter Island “look out” the same direction above the horizon.

10.2.1 Question: What angle does the sculpture of the Easter Island “look out” above the horizon?

10.2.2 Question: Do the $H45^\circ/V-12^\circ$ direction-lines of Stonehenge and the direction lines of the stone sculptures of Eastern Island intersect each other somewhere in the space?

10.2.3 Question: Do the direction lines of the lying sculpture figures of Easter Island and the lying stones of Stonehenge intersect each other in the space?

10.2.4 Question: From the dip directions of Stonehenge and Easter Island monuments can an earth centre be constructed, from which the ‘CAUSE’ could have started, (perhaps a global sea-breach) by means of this the ‘EFFECT’, the dip of the monuments, occurred at both places.

10.2.5 Question: If the direction line of Stonehenge and Easter Island come to each other then what could be (and when?) (Merlin! Merlin!) that sky

phenomena that caused worry for the people living in the Stonehenge culture and for the aboriginals of Easter Island to build a monument.

10.3 At the present state of knowledge there is no water on any other planet outside the Earth. But there was paid remarkably lesser attention to HALLEY's COMET.

Question: Does the content of Halley's Comet (ice and earth dust) come from the Earth (inside hibernated remains of an "earth culture"?)

10.4 Question circle:

The monolith stone blocks system of CARNAC (France) is a "flat siren" which is sounded by the wind blown through stones.

Question: Can the whistle of the wind be heard today in the Carnac monolith stone block system? The system demands further analyses.

11. FINALLY

The author could have visited Stonehenge on the spot any time to study it during the search of the mystery.

But did not look for and take the chance.

His conviction is that the „genius loci“, the local survey did not lead him to the right direction.

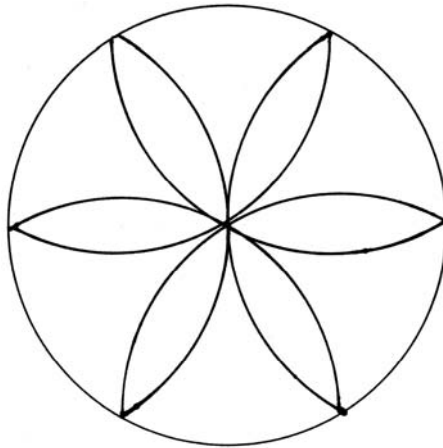
It was also questionable how much Merlin allowed to see from the fact.

He was not allowed to meet the 21-25 Hz/Fresnel-Helmholtz the St21-25/F.-H system.

The problem circle is boundless:

Question should be answered that the system has global connection built in connection to the $f_0=21-25$ Hz-re and the Fresnel-Helmholtz.

The working plan of the Fresnel-system of the Windmill-Hill culture graved in stone: the stone daisy.



Hand made sketch

12. BIBLIOGRAPHY

12.1 lexikon Egy Kötetben. Pesti Hírlap 1937.

- 375.o. Fresnel, A.J. 1788 +1827.

- 462.o. Helmholtz, H.-von. 1821 +1894.

12.2 Új Magyar Lexikon. Akadémia. 1962.

- 2.K./D-F: 175.o.- elhajlás...2./Fiz./...

445.o. – Fresnel, Augustin Jean

- 3.K./G-J: 194.o. – Hang két különböző...

245.o. – Helmholtz, H.-von

- 4.K./K-Me: 330.o. – lebegés 1./rezgés tan/

600.o. – menzúra

- 5.K./Mf-R: 570.o. – „rezonátor. lat. térbeli

rezgőrendszer,

mely külső mechanikus, vagy elektromos rezgés

hatására a /r./

geometriai méreteitől függő rezonancia

frekvencián maximális amplitúdóval

rezeg.(üregrezonátor)

legismertebb a Helmholtz /r./. Rezgésszáma....”

- 6.K./S-Z: 120.o. Stonehenge.... m= 2-7-.m !

12.3 Távközlési Technikum. Tankönyvkiadó.

1962.

Rsz.25730./229.o. Soküregű....

12.4 A Technika krónikája. Officina Nova. 1991.

15, -191, -192, -200.o.

- 203.o. A textilipar állomásai. Kr.e.7000 – körül

fonás rokkával és orsóval...!

12.5 Stonehenge. Panyik István, Sellei Sarolta.
Corvina 1975.

12.o. 1. Stonehenge I. (Hawkins nyomán)

2. Stonehenge III. (Hawkins nyomán)

15.o. 3. A kör maradványai ma (Atkinson nyomán).

13. READING-LIST:

13.1 Új magyar lexikon. Akadémia. 1962

- 2.K/A-C: 149.o. architráv...

13.2 Művészettörténet IV.o. Tankönyvkiadó.

1961.

Rsz:??172. 43.o. architráv

13.3 Hetven csoda szerte a világban. Athenaeum –
2000.

2005. 19.o., 92.o.

13.4 Stonehenge. Corvina. 1975.

13.5 Hogy is van ez? Reader's Digest. 1995.

338.o. Stonehenge.....

13.6 Mítoszok földjén. Magyar Könyvklub. 1993.

44.o. Carnac-i megalit/kultúra.../l.még

12.2.4./csop.

67.o. Norman Lockyer

13.7 Dekorativno-prokladnoe iszkussztvo Mongolii.

Goszizdatelsztvo, Ulan-Bátor. 1987.

Fotó:49. Musical instruments.

13.8 Mongolszkaja Nacionalnaja Zsivopisz.

„Mongol zurag”.

Goszizdatelsztvo, Ulan-Bátor. 1986.Fotó:45-,95.-,97.

13.9 Kara György: Mongólia. Panoráma. 1979.

180.o. A kapu belső oldalán...”

14 Újságcikkek, közlemények (www.)nol.hu oldalon

Népszabadság: 2005.03.12. Horvai F. „Újabb zöld emberkék”

2005.08.02. „Urali Stonehenge?” Szenzációs régészeti leletre bukkantak Baskiria keleti részén Ufai archeológusok. /MTI/!!

- 2006.08.16. meteorit okozta

apokalipszist..../MTI/

- 2007.07.21. Kőkorszaki

rágógumi...1992...Ötzi...”

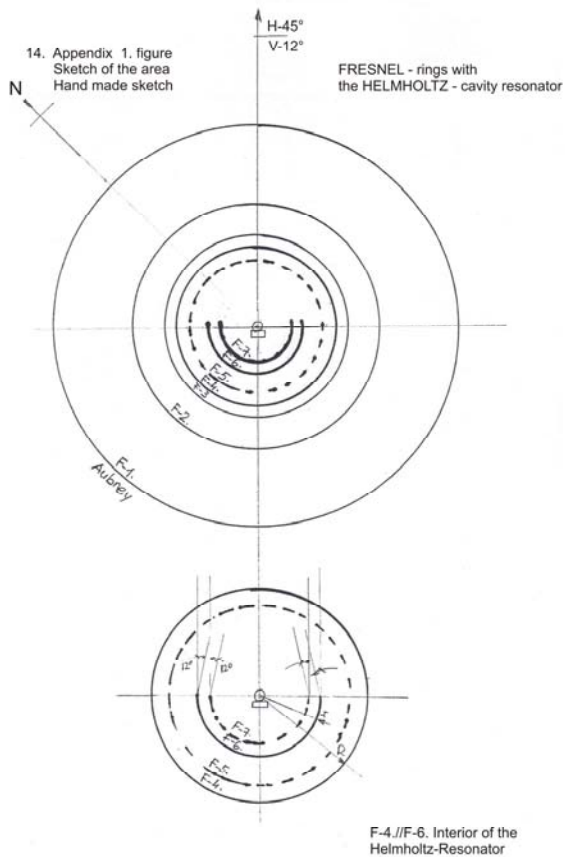
- 2007.07.27. Na, mi újság Klíma

úr?...Ötzi...1999??!

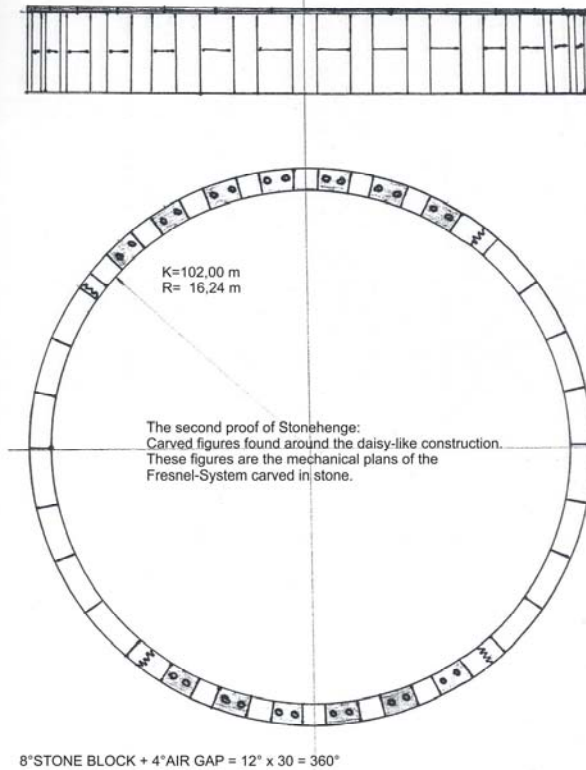
- 2007.11.05. felhők felett....Ötztal...

15 Internet: óriási adatfolyam, 40.000.es

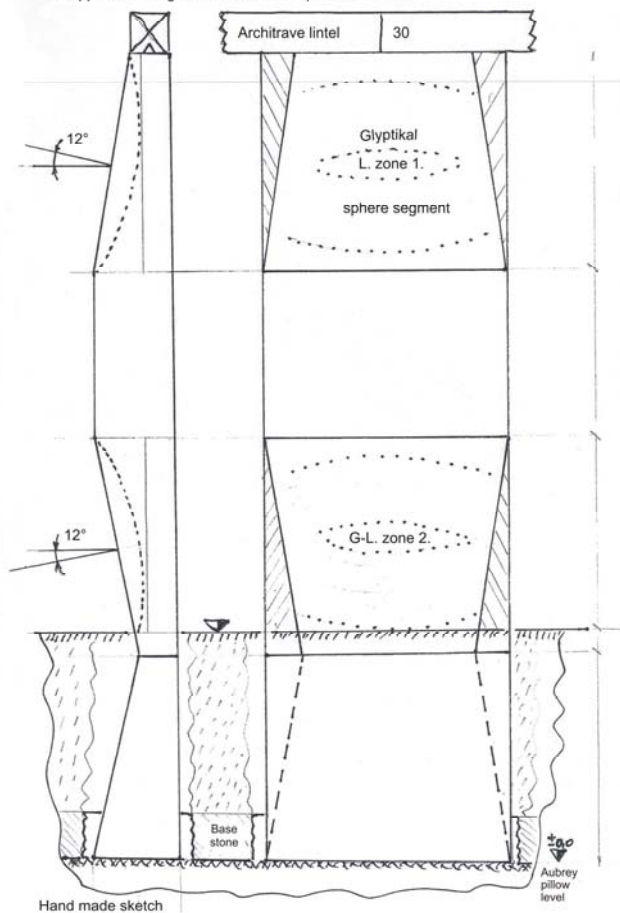
„találatok”... (www)icons.org.uk



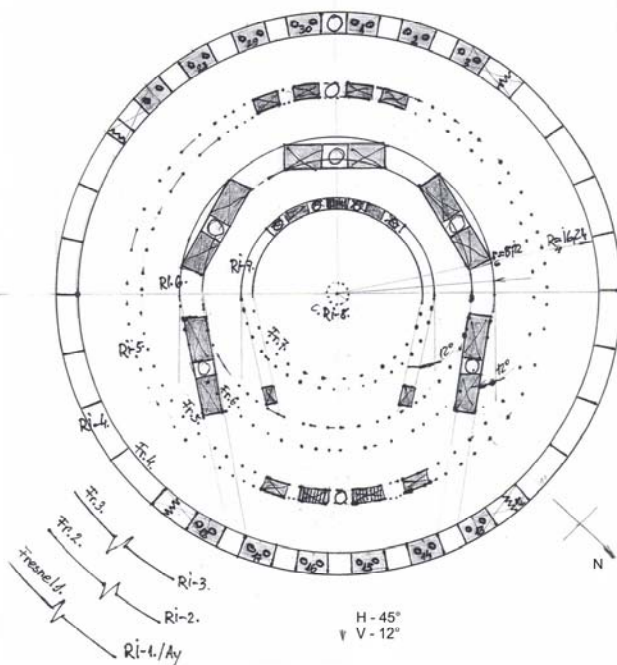
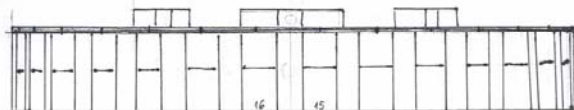
14. Appendix. 2. Figure
 Fresnel-4 /F-4./ 7.1.1. - Basic excitation mode. /-20. page/
 Hand made sketch



14. Appendix. 3. figure. Carved stone plate elements.



14. Appendeix. 4. figure. 7.1.2. The excavation mode.
/-18. page/ Complete interior. Hand made sketch.





*Stonehenge.School trip, 2012. © Peter G. Tóth
3201 Gyöngyös, Berze N. J. Secondary School, 2012.*





Stonehenge. School trip



You, Dear Reader, are going to read a completely new approximation of the Stonehenge-group fairyland connecting with the researches.

The builder of the Stonehenge with the creation of this system left a complete "history book" for the future as an inheritance.

This "history book" is about the exact solution of this "coded message".

According to the new approximation the acoustic-physics and with the help of "genius loci", new research ways can be opened, so from the fairyland mystic we can step into reality.